


Detroit S.T.R.I.V.E.S.

**Successful Transitioning Resources and Initiatives
Virtual Education Series**


November 18, 2021



Agenda

- I. Welcome
- II. Navigating college for First Generation College Students
- III. Student Data Tracking
- IV. DCAN College & Career Data Tracker
- V. FAFSA Application Completion
- VI. Closing

Navigating College for First Generation College Students



First Generation College Students

- **First Generation College** student are student whose parents have not completed a bachelor's degree.
- First in their family to attend College or University.
- If older sibling has attended college, student is still a considered First Gen.

First Generation College Students

What are some common identifiers of first generation Student?

Do you approach working with first generation students differently than other students?

Do you track your first generation students? If so, how?

The First Gen Experience - Key Terms

- **College Culture Shock**

- State of anxiety or frustration that new students may feel as they learn what is expected of them at the university

- **Hidden Curriculum**

- A set of rules, guidelines or expectations about college that students are not often taught directly, but are expected to know.

- **Imposter Syndrome**

- The feeling of inadequacy despite, evidence to the contrary. High-achieving individuals may fear being “found out” as a fraud, believing everyone else possesses knowledge, skills and competencies that they do not.

Common Challenges

What are some common challenges your first generation students have faced in the past?

How do you connect with students Parents of first generation students?

Teaching vs. Advising

Teaching

- Types of pathway
- Explaining loans, grants, scholarships, etc,.
- Differences between high school & college
- Time Management
- How to advocate for themselves


Advising

- Match, Reach & Safety
- FAFSA competition walkthrough
- Provide Checklist
- Review payment options
- College decision
- Identify interest/major

“I Don’t Know” is a Good Place to Start

- Help student realize they have options.
- Start with the career in mind and allow the career to help identify pathways.
- Empower students to make and understand that their pathway is their choice.
- Not one pathway fits all First Gen students.

Student Data Tracking



Student Data Tracking

- How are you currently tracking student data?
- What systems have you implemented to stay organized while tracking?
- Successes/challenges?

The Importance of Data Tracking

- To ensure each student is being supported based on their individual needs.
- Easily target where students are in the process.
- To better align students with opportunities.
- Ensure successful postsecondary enrollment.
- Accurately measure growth towards goals/outcomes.
- Provide insight on areas students need support most.
- Meet data requirements for role.
- To ensure reported data is accurate.

What are some important things to track?

What should you be tracking?

- Contact info
- Meeting logs
- Test Score
- Applications Submitted/Acceptances
- FSA ID creation (student & parent)
- FAFSA Completion
- Detroit Promise Registration
- Tip Eligibility/Registration
- Award Letters Received
- Final College Decision
- Steps to enrollment (i.e. orientation, housing.etc)

Any other info relevant to your school/org

DCAN College & Career Tracker

Progress Tracking Dashboard		College Applications		
Senior Class 2020		Categories	Totals	
0		Total Applications Completed	0	
		Total Admitted Apps	0	
		Total In-state Apps	0	
		Total Out of State Apps	0	
One-on-One Advising		Financial Standings		
Total Meetings	0	Categories	Totals	Percentages
Average Per Student	#DIV/0!	FAFSA Submitted	0	#DIV/0!
		FAFSA Completed	0	#DIV/0!
		Promise ATR Completion	0	#DIV/0!
		Scholarships \$\$\$	0	
		Tip Eligible	0	
<p>Do not change any blue-heading columns or cells with totals on any page</p>				

5:00

FAFSA Strategy: Application Completion



Application Completion

Requirements

What things are required to complete a FAFSA application?

The only items required to “complete” a FAFSA application is the SSN, FSAID, W2 of both parent and student.

Who is a parent? Biological and/or adoptive step parent. No one else goes on the FAFSA

Application Completion

Challenges

Parents Parents Parents

If we know this is the challenge, this is who we should be targeting for 1-on-1 support not just students

- Make time available to support parents
- Work with students and make them call their parents
- Have the student complete student section and create process for parents to complete parent section

Application Completion

Sections on the FAFSA

1. FSAID (October Focus/April for Juniors)

Completion Steps

- Personal Information
- Account Information
- Contact information
- Communication Preferences
- Challenge Questions
- Confirm & Verify

Application Completion

Sections on the FAFSA

2. Starting the FAFSA

- click “start 2022-23 FAFSA form
- Create a save key
 - Code that saves your progress during the application.

Application Completion

Sections on the FAFSA

3. Student Demographic

- Personal Information (Name, address, DOB, SSN, etc.)
 - If signed in with FSA ID it already be filled out
- Student Residency & Citizenship
- Education Level
- Work Study
- Selective Service
- Student Foster Care
- Parent Education Level

Application Completion

Sections on the FAFSA

4. School Section

- Add High School
- Add up to 10 colleges student is considering attending (must select at least 1)
 - students can also select their preference of top school

Application Completion

Sections on the FAFSA

5. Dependency Status

- Student Additional Dependency Questions
 - Questions for independent students
 - Independent Students: Married, Veterans/active duty, foster care after age 13, emancipated minor, someone other than parent has legal guardianship, Homeless.
- Student status
 - Based on students answers it will tell you if you dependent or independent
 - If a student can not submit parent information and does not qualify for dependent they must select special circumstances

Application Completion

Sections on the FAFSA

6. Parent Demographics

- Marital status
 - explains how which parents should be listed on FAFSA based on marital status.
- Parent information (name, ssn, etc,)
- Parent Dependents information
 - Household information

Application Completion

Sections on the FAFSA

7. Parent Financials

The 2022-2023 FAFSA uses 2020 tax returns

- Parent tax filing status
 - Already completed, will file, not going to file
 - If parents did not file in 2020 they student will still have to answer question about income
- **USE IRS DATA RETRIEVAL TOOL**
 - Imports tax information directly from IRS
 - Less likely to be pulled for verification
 - If you do not use the DRT parent will have to complete manually.

Application Completion

Sections on the FAFSA

7. Parent Financials continued

If you do not use DRT parent will need to have their W2 & 1040 tax form

Manual Completion:

- Adjusted Gross income
 - line 11 on 1040 tax form
- Parents income (2020)
 - first line on W2 (wages, tips, and other compensation)
 - If they do not have w2 there's a formula on the FAFSA to calculate income.
 -
- Parents income tax
 - Take line 2 from parent "Schedule 2" subtract from line 2 of 1040 form
 -

Application Completion

Sections on the FAFSA

7. Parent Financials continued

Manual Completion:

-
- Parents income tax
 - Take line 2 from parent “Schedule 2” subtract from line 22 of 1040 form
 - If parent does not have a schedule 2, put line 22 from 1040 form.
- Parent Questions (Read Carefully)
 - most question can be found of tax return
 - FAFSA will tell you the line to find answer
 - Child support is not found on tax return.
- Parent Assets
 - if income is low enough FAFSA will allow you to skip

Application Completion

Sections on the FAFSA

8. Student Finance

- If student had a job they will have to complete
 - Use data retrieval tool
 - If you don't use DRT they will have to complete manually
- Student with no job
 - answer will not file
 - Enter “0” for income

Application Completion

Sections on the FAFSA

9. Sign & Submit

- Summary
 - Double check
- Sign
 - Sign electronically using FSA ID
- Submit & Confirmation

Application Completion

Submitted vs. Completed

FAFSA application is not complete until the students application record shows:

PROCESSED SUCCESSFULLY

There is no other undisputed indicator of application completions. SAR reports are automatically produced when submissions are made and email regarding processing is just that it's been processed not the results.

Questions???



Detroit STRIVES

Contact Information

Daniel Valentine - Professional Development Manager

dvalentine@detroitcan.org

<https://calendly.com/dvalentine-dcan/support?month=2021-10>

